

22-23 Climate Survey for Students

Survey Results

McNeill Elementary

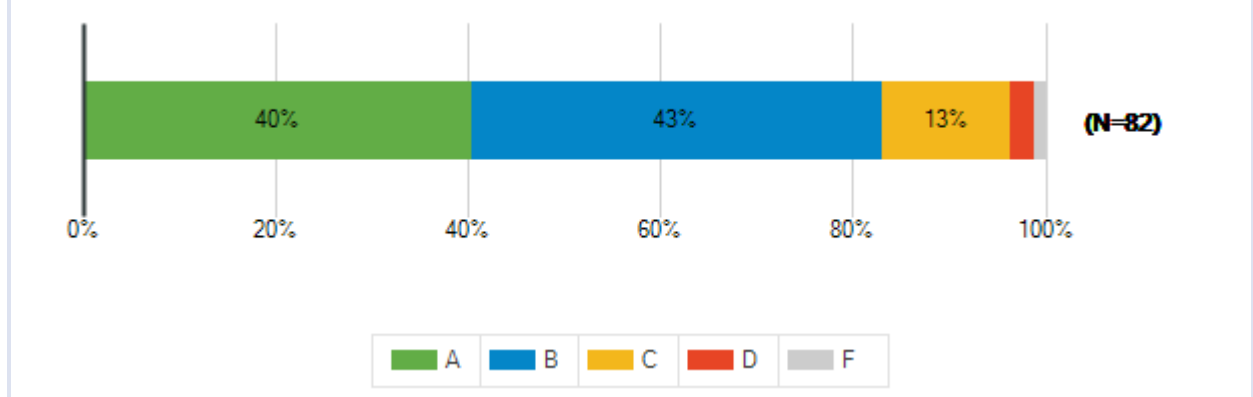
Lamar Consolidated ISD
February 1 - March 21, 2023

LAMARCISD
A PROUD TRADITION | A BRIGHT FUTURE

Lamar Consolidated ISD
22-23 Climate Survey for Students

Students receive grades of A, B, C, D or F to report the quality of their work. What grade would you give the overall quality of the education at your school? On this scale, A represents outstanding, C is average and F is failing.

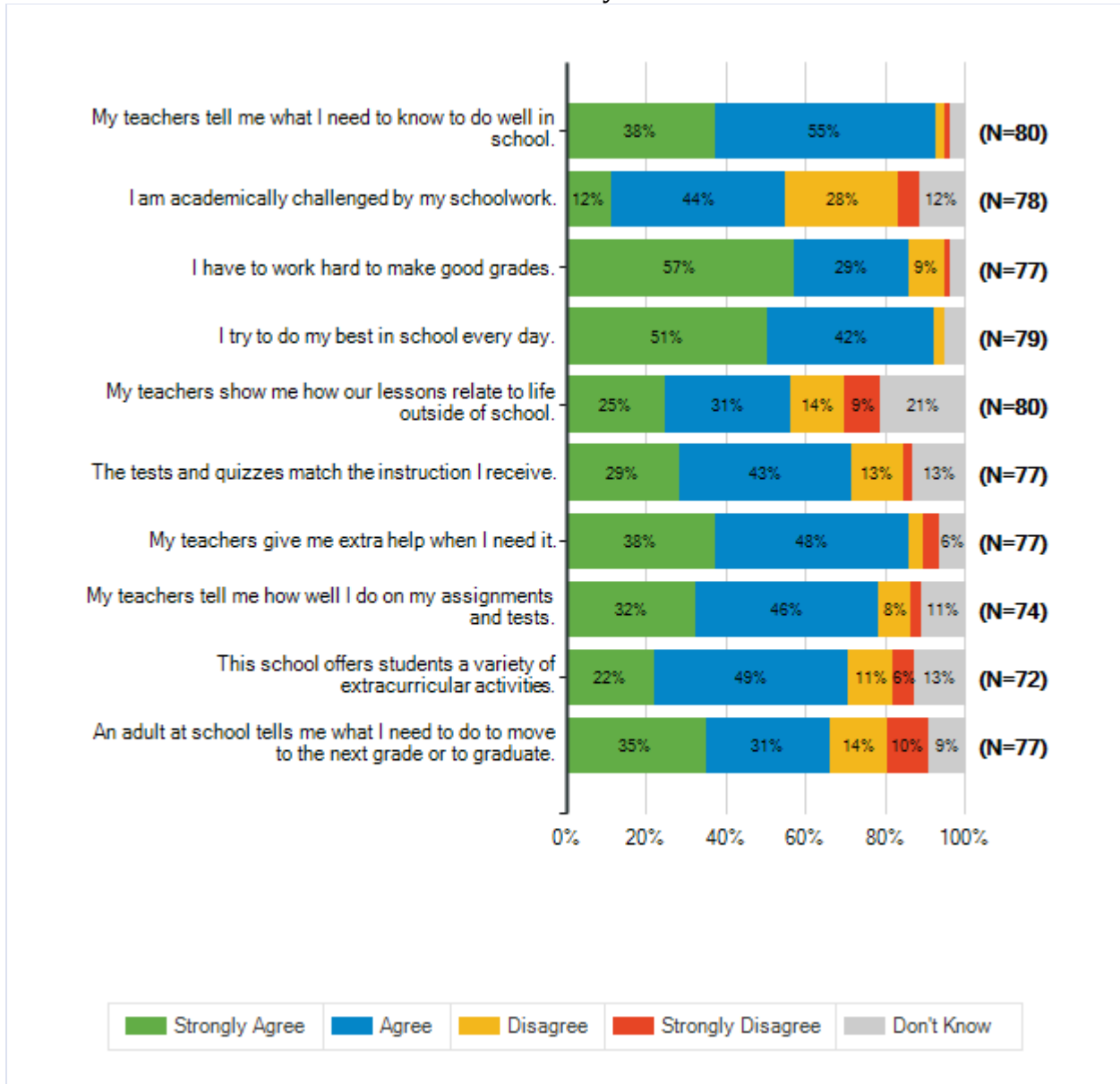
Responses	Count	%
A	33	40%
B	35	43%
C	11	13%
D	2	2%
F	1	1%
Total Responses	82	



Lamar Consolidated ISD
22-23 Climate Survey for Students

 							
How strongly do you agree or disagree with each of the following statements?							
		Strongly Agree	Agree	Disagree	Strongly Disagree	Don't Know	Total Responses
(a)	My teachers tell me what I need to know to do well in school.	30	44	2	1	3	80
		38%	55%	3%	1%	4%	
(b)	I am academically challenged by my schoolwork.	9	34	22	4	9	78
		12%	44%	28%	5%	12%	
(c)	I have to work hard to make good grades.	44	22	7	1	3	77
		57%	29%	9%	1%	4%	
(d)	I try to do my best in school every day.	40	33	2	0	4	79
		51%	42%	3%	0%	5%	
(e)	My teachers show me how our lessons relate to life outside of school.	20	25	11	7	17	80
		25%	31%	14%	9%	21%	
(f)	The tests and quizzes match the instruction I receive.	22	33	10	2	10	77
		29%	43%	13%	3%	13%	
(g)	My teachers give me extra help when I need it.	29	37	3	3	5	77
		38%	48%	4%	4%	6%	
(h)	My teachers tell me how well I do on my assignments and tests.	24	34	6	2	8	74
		32%	46%	8%	3%	11%	
(i)	This school offers students a variety of extracurricular activities.	16	35	8	4	9	72
		22%	49%	11%	6%	13%	
(j)	An adult at school tells me what I need to do to move to the next grade or to graduate.	27	24	11	8	7	77
		35%	31%	14%	10%	9%	

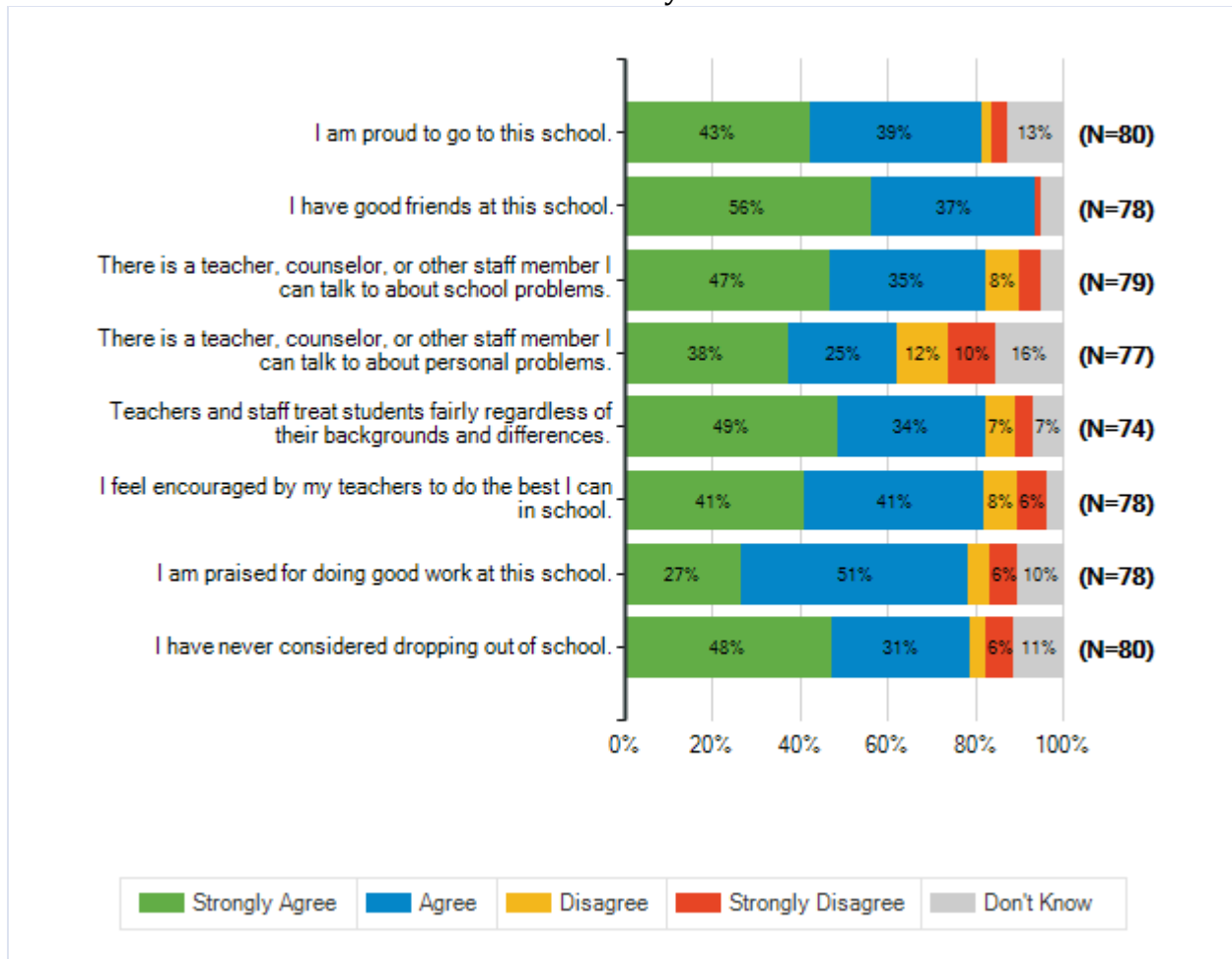
Lamar Consolidated ISD
22-23 Climate Survey for Students



Lamar Consolidated ISD
22-23 Climate Survey for Students

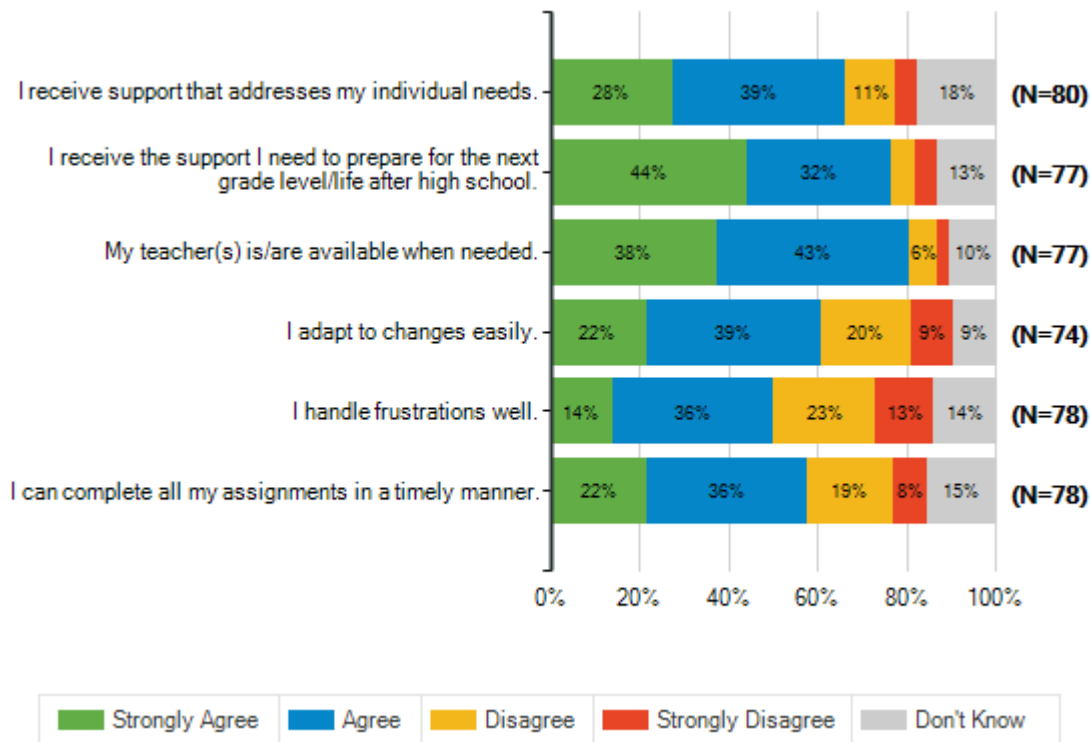
 							
How strongly do you agree or disagree with each of the following statements?							
		Strongly Agree	Agree	Disagree	Strongly Disagree	Don't Know	Total Responses
(a)	I am proud to go to this school.	34	31	2	3	10	80
		43%	39%	3%	4%	13%	
(b)	I have good friends at this school.	44	29	0	1	4	78
		56%	37%	0%	1%	5%	
(c)	There is a teacher, counselor, or other staff member I can talk to about school problems.	37	28	6	4	4	79
		47%	35%	8%	5%	5%	
(d)	There is a teacher, counselor, or other staff member I can talk to about personal problems.	29	19	9	8	12	77
		38%	25%	12%	10%	16%	
(e)	Teachers and staff treat students fairly regardless of their backgrounds and differences.	36	25	5	3	5	74
		49%	34%	7%	4%	7%	
(f)	I feel encouraged by my teachers to do the best I can in school.	32	32	6	5	3	78
		41%	41%	8%	6%	4%	
(g)	I am praised for doing good work at this school.	21	40	4	5	8	78
		27%	51%	5%	6%	10%	
(h)	I have never considered dropping out of school.	38	25	3	5	9	80
		48%	31%	4%	6%	11%	

Lamar Consolidated ISD
22-23 Climate Survey for Students



Lamar Consolidated ISD
22-23 Climate Survey for Students

How strongly do you agree or disagree with each of the following statements?						
	Strongly Agree	Agree	Disagree	Strongly Disagree	Don't Know	Total Responses
(a) I receive support that addresses my individual needs.	22	31	9	4	14	80
	28%	39%	11%	5%	18%	
(b) I receive the support I need to prepare for the next grade level/life after high school.	34	25	4	4	10	77
	44%	32%	5%	5%	13%	
(c) My teacher(s) is/are available when needed.	29	33	5	2	8	77
	38%	43%	6%	3%	10%	
(d) I adapt to changes easily.	16	29	15	7	7	74
	22%	39%	20%	9%	9%	
(e) I handle frustrations well.	11	28	18	10	11	78
	14%	36%	23%	13%	14%	
(f) I can complete all my assignments in a timely manner.	17	28	15	6	12	78
	22%	36%	19%	8%	15%	

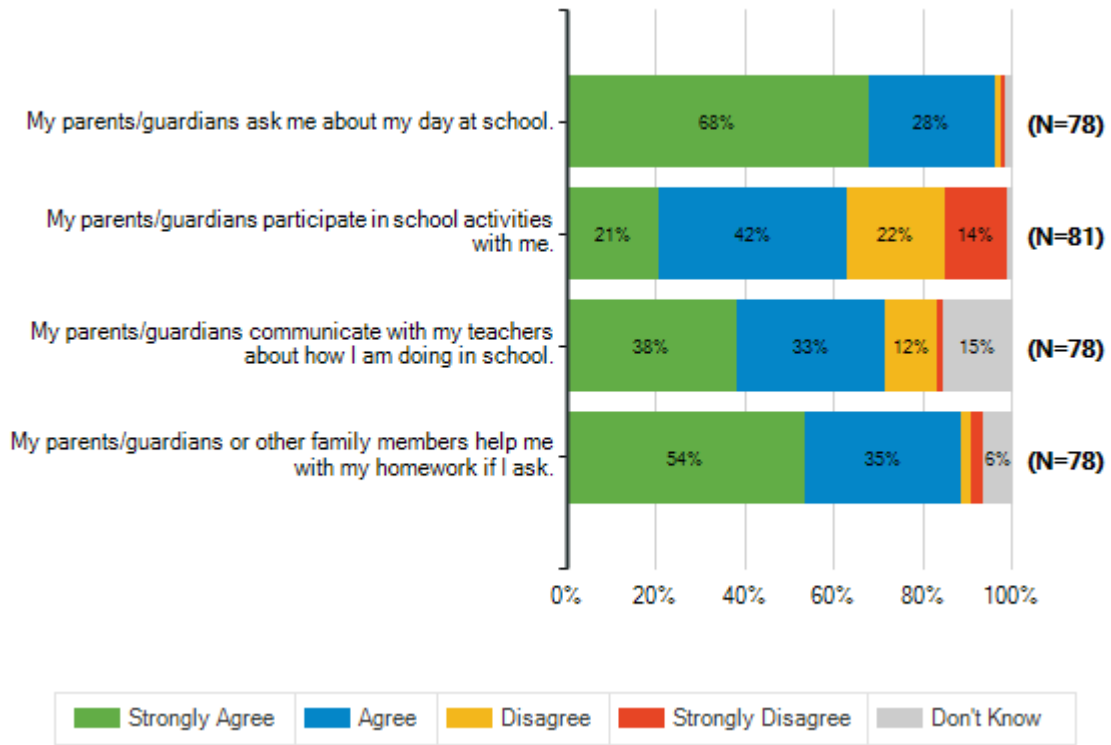


Lamar Consolidated ISD
22-23 Climate Survey for Students

&nbsp;							
How strongly do you agree or disagree with each of the following statements?							
		Strongly Agree	Agree	Disagree	Strongly Disagree	Don't Know	Total Responses
(a)	A principal, teacher, guidance counselor, or college & career facilitator has given me advice on how to apply for scholarships.	0	0	0	0	0	0
		0%	0%	0%	0%	0%	
(b)	A principal, teacher, guidance counselor, or college & career facilitator has given me advice on how to get into college or workforce development programs.	0	0	0	0	0	0
		0%	0%	0%	0%	0%	
(c)	A principal, teacher, guidance counselor, or college & career facilitator has explored post-high school career and education paths with me.	0	0	0	0	0	0
		0%	0%	0%	0%	0%	
There were no responses to this question.							

Lamar Consolidated ISD
22-23 Climate Survey for Students

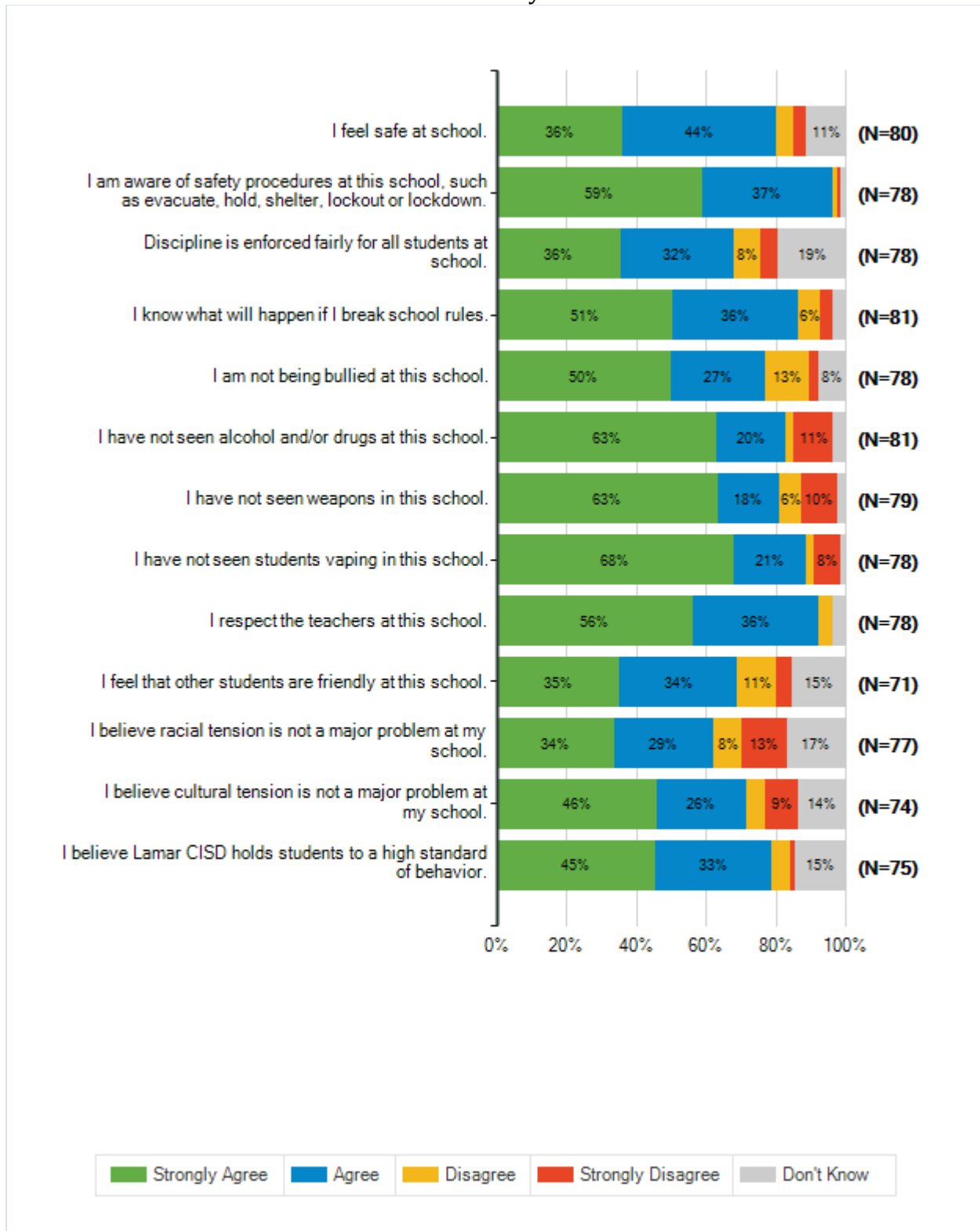
How strongly do you agree or disagree with each of the following statements?							
		Strongly Agree	Agree	Disagree	Strongly Disagree	Don't Know	Total Responses
(a)	My parents/guardians ask me about my day at school.	53	22	1	1	1	78
		68%	28%	1%	1%	1%	
(b)	My parents/guardians participate in school activities with me.	17	34	18	11	1	81
		21%	42%	22%	14%	1%	
(c)	My parents/guardians communicate with my teachers about how I am doing in school.	30	26	9	1	12	78
		38%	33%	12%	1%	15%	
(d)	My parents/guardians or other family members help me with my homework if I ask.	42	27	2	2	5	78
		54%	35%	3%	3%	6%	



Lamar Consolidated ISD
22-23 Climate Survey for Students

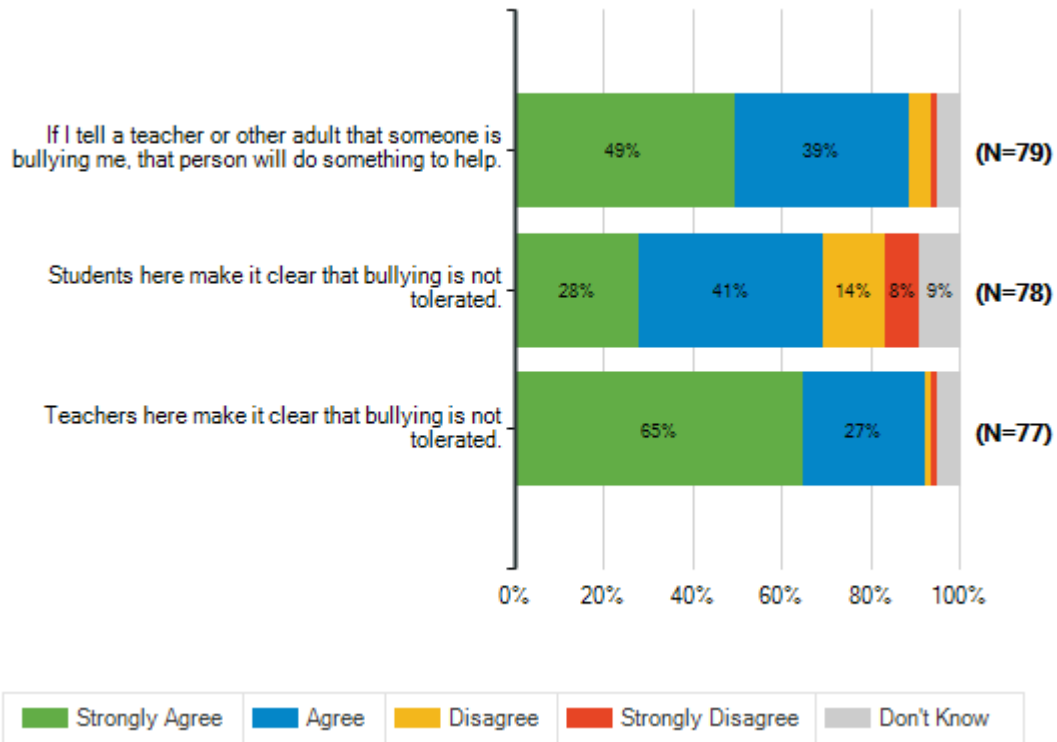
 							
How strongly do you agree or disagree with each of the following statements?							
		Strongly Agree	Agree	Disagree	Strongly Disagree	Don't Know	Total Responses
(a)	I feel safe at school.	29	35	4	3	9	80
		36%	44%	5%	4%	11%	
(b)	I am aware of safety procedures at this school, such as evacuate, hold, shelter, lockout or lockdown.	46	29	1	1	1	78
		59%	37%	1%	1%	1%	
(c)	Discipline is enforced fairly for all students at school.	28	25	6	4	15	78
		36%	32%	8%	5%	19%	
(d)	I know what will happen if I break school rules.	41	29	5	3	3	81
		51%	36%	6%	4%	4%	
(e)	I am not being bullied at this school.	39	21	10	2	6	78
		50%	27%	13%	3%	8%	
(f)	I have not seen alcohol and/or drugs at this school.	51	16	2	9	3	81
		63%	20%	2%	11%	4%	
(g)	I have not seen weapons in this school.	50	14	5	8	2	79
		63%	18%	6%	10%	3%	
(h)	I have not seen students vaping in this school.	53	16	2	6	1	78
		68%	21%	3%	8%	1%	
(i)	I respect the teachers at this school.	44	28	3	0	3	78
		56%	36%	4%	0%	4%	
(j)	I feel that other students are friendly at this school.	25	24	8	3	11	71
		35%	34%	11%	4%	15%	
(k)	I believe racial tension is not a major problem at my school.	26	22	6	10	13	77
		34%	29%	8%	13%	17%	
(l)	I believe cultural tension is not a major problem at my school.	34	19	4	7	10	74
		46%	26%	5%	9%	14%	
(m)	I believe Lamar CISD holds students to a high standard of behavior.	34	25	4	1	11	75
		45%	33%	5%	1%	15%	

Lamar Consolidated ISD
22-23 Climate Survey for Students

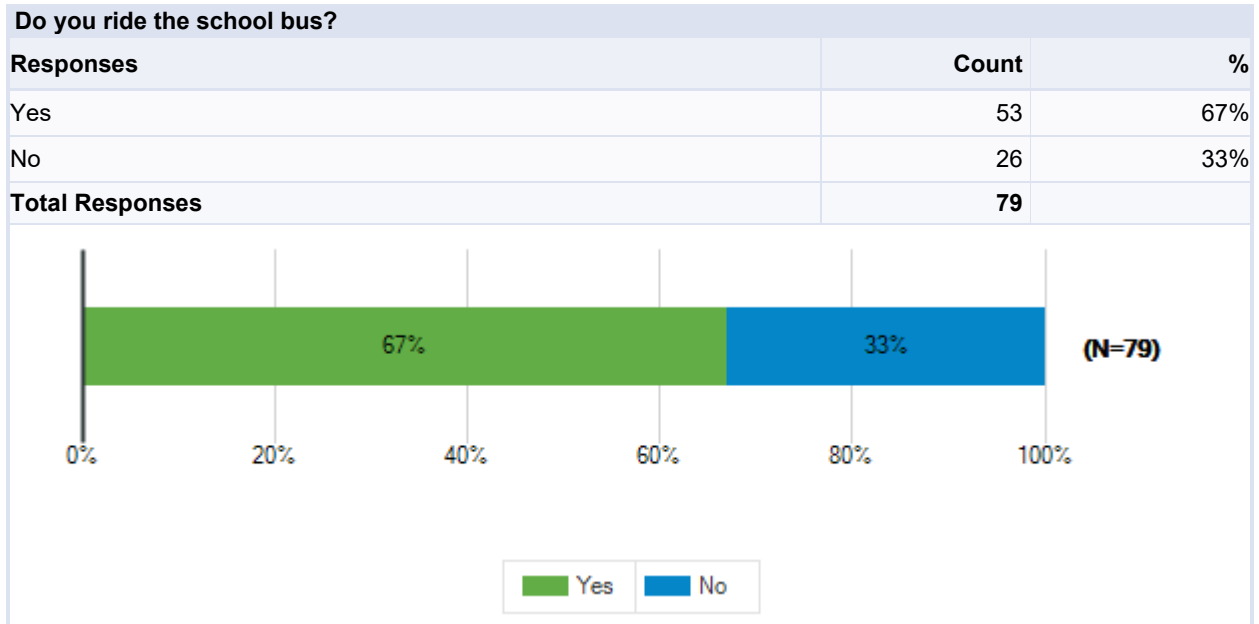


Lamar Consolidated ISD
22-23 Climate Survey for Students

How strongly do you agree or disagree with each of the following statements?							
Bullying							
		Strongly Agree	Agree	Disagree	Strongly Disagree	Don't Know	Total Responses
(a)	If I tell a teacher or other adult that someone is bullying me, that person will do something to help.	39	31	4	1	4	79
		49%	39%	5%	1%	5%	
(b)	Students here make it clear that bullying is not tolerated.	22	32	11	6	7	78
		28%	41%	14%	8%	9%	
(c)	Teachers here make it clear that bullying is not tolerated.	50	21	1	1	4	77
		65%	27%	1%	1%	5%	

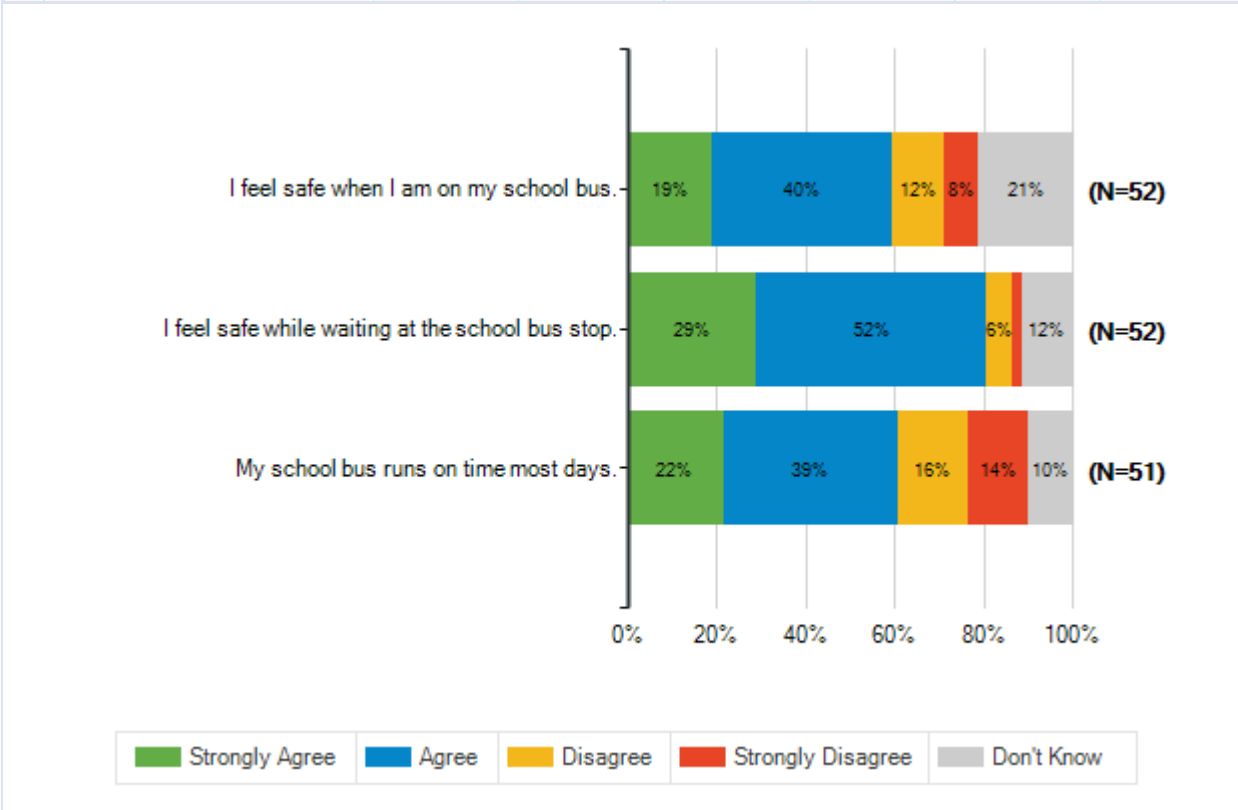


Lamar Consolidated ISD
22-23 Climate Survey for Students



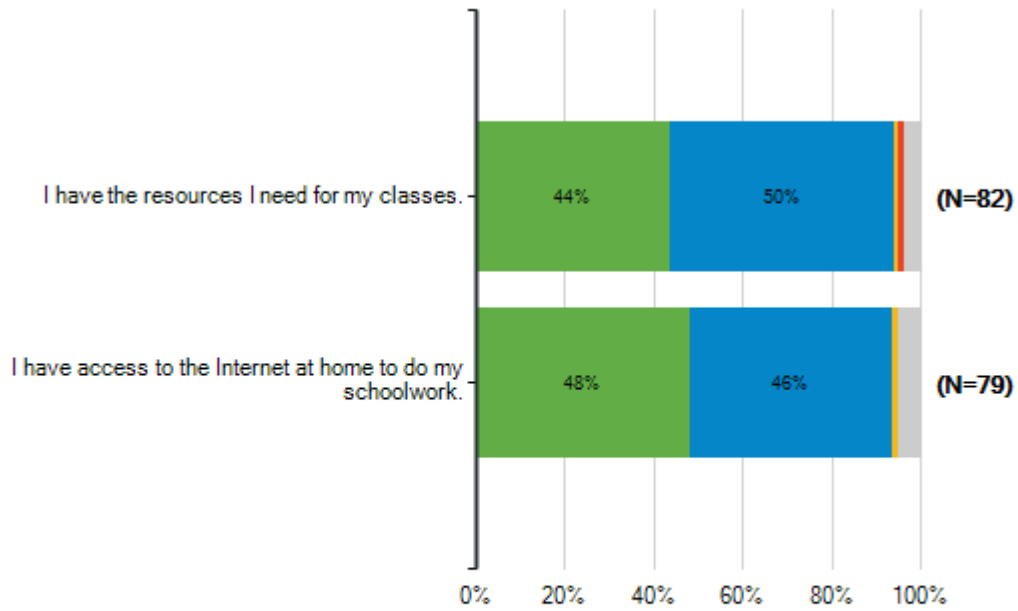
Lamar Consolidated ISD
22-23 Climate Survey for Students

How strongly do you agree or disagree with each of the following statements?							
		Strongly Agree	Agree	Disagree	Strongly Disagree	Don't Know	Total Responses
(a)	I feel safe when I am on my school bus.	10	21	6	4	11	52
		19%	40%	12%	8%	21%	
(b)	I feel safe while waiting at the school bus stop.	15	27	3	1	6	52
		29%	52%	6%	2%	12%	
(c)	My school bus runs on time most days.	11	20	8	7	5	51
		22%	39%	16%	14%	10%	



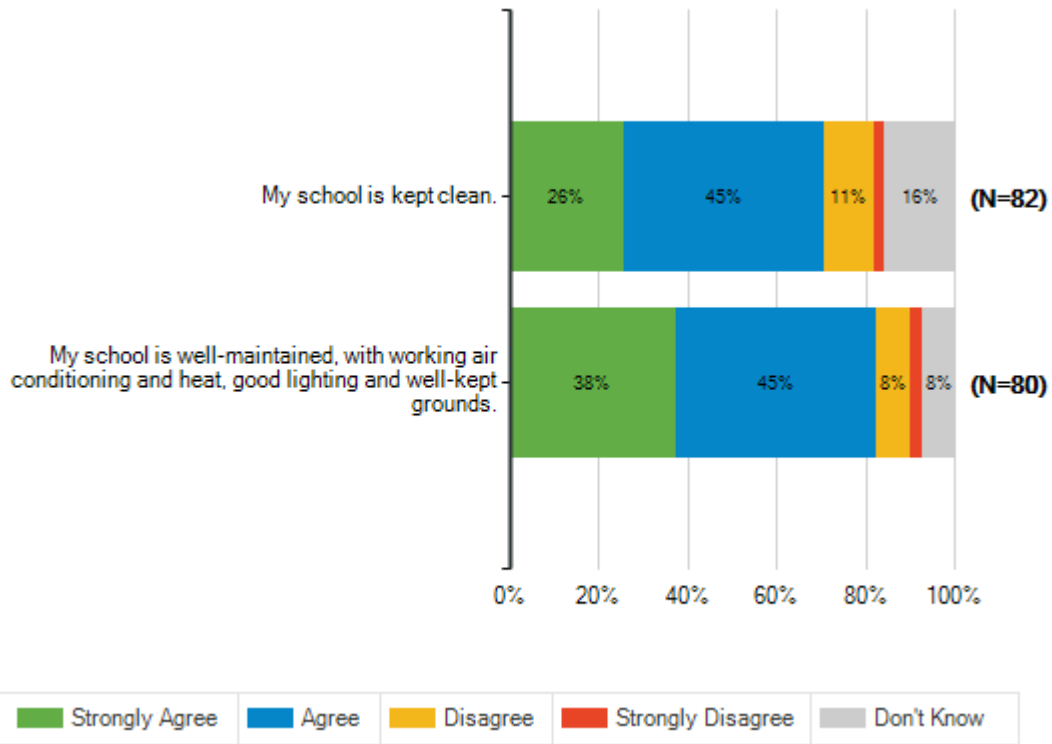
Lamar Consolidated ISD
22-23 Climate Survey for Students

How strongly do you agree or disagree with each of the following statements?							
		Strongly Agree	Agree	Disagree	Strongly Disagree	Don't Know	Total Responses
(a)	I have the resources I need for my classes.	36	41	1	1	3	82
		44%	50%	1%	1%	4%	
(b)	I have access to the Internet at home to do my schoolwork.	38	36	1	0	4	79
		48%	46%	1%	0%	5%	



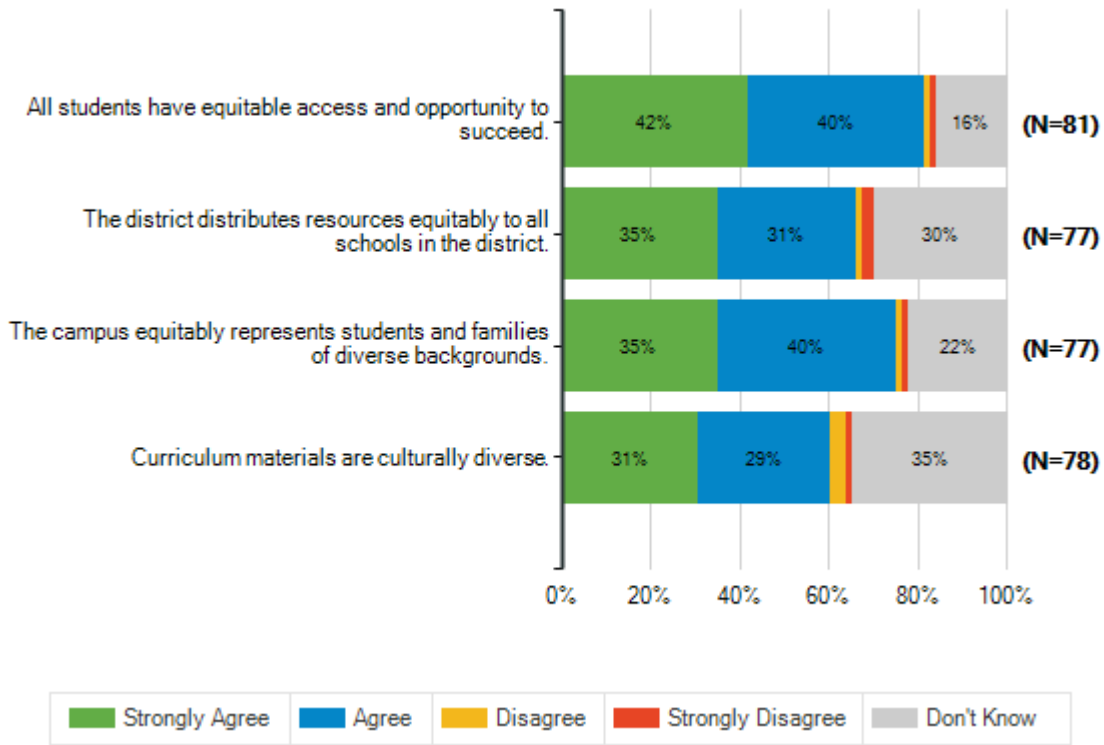
Lamar Consolidated ISD
22-23 Climate Survey for Students

How strongly do you agree or disagree with each of the following statements?							
		Strongly Agree	Agree	Disagree	Strongly Disagree	Don't Know	Total Responses
(a)	My school is kept clean.	21	37	9	2	13	82
		26%	45%	11%	2%	16%	
(b)	My school is well-maintained, with working air conditioning and heat, good lighting and well-kept grounds.	30	36	6	2	6	80
		38%	45%	8%	3%	8%	



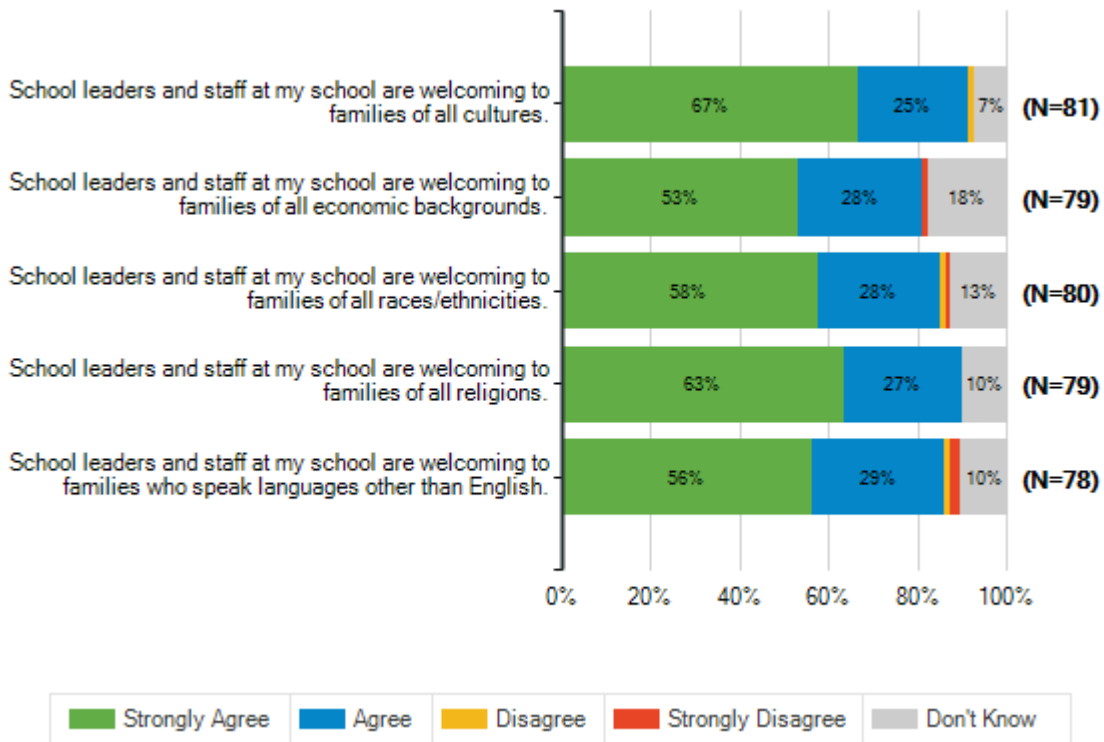
Lamar Consolidated ISD
22-23 Climate Survey for Students

Overall Perceptions of Equity							
Thinking about Lamar CISD, how strongly do you agree or disagree with each of the following statements?							
		Strongly Agree	Agree	Disagree	Strongly Disagree	Don't Know	Total Responses
(a)	All students have equitable access and opportunity to succeed.	34	32	1	1	13	81
		42%	40%	1%	1%	16%	
(b)	The district distributes resources equitably to all schools in the district.	27	24	1	2	23	77
		35%	31%	1%	3%	30%	
(c)	The campus equitably represents students and families of diverse backgrounds.	27	31	1	1	17	77
		35%	40%	1%	1%	22%	
(d)	Curriculum materials are culturally diverse.	24	23	3	1	27	78
		31%	29%	4%	1%	35%	



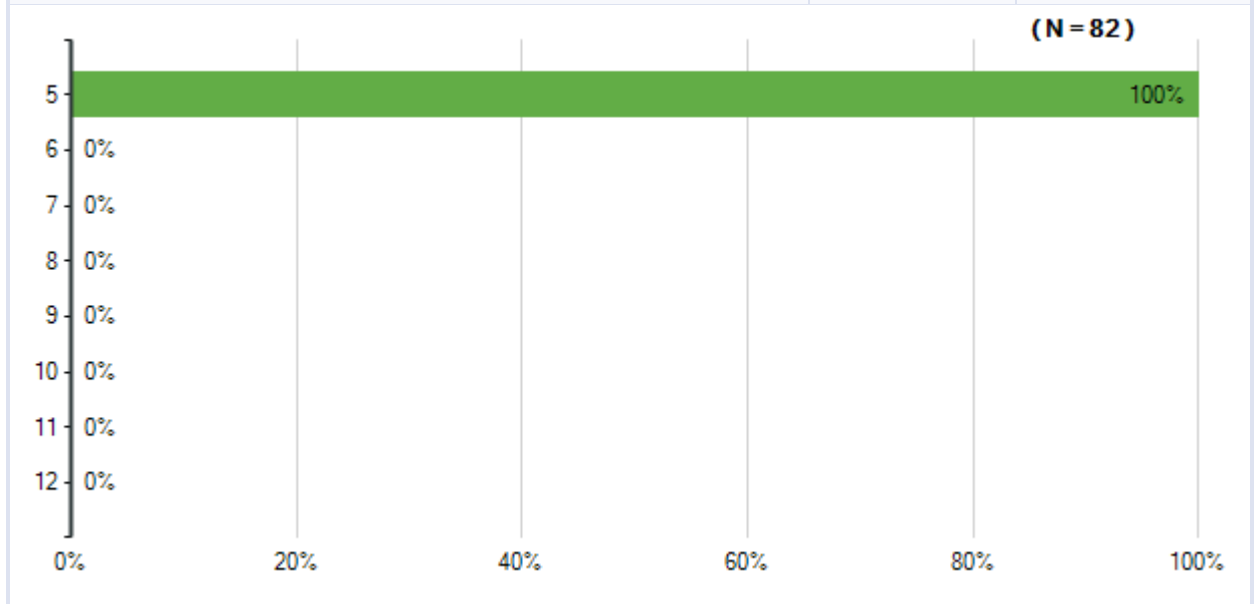
Lamar Consolidated ISD
22-23 Climate Survey for Students

Culture and Climate							
Thinking about your school, how strongly do you agree or disagree with each of the following statements?							
		Strongly Agree	Agree	Disagree	Strongly Disagree	Don't Know	Total Responses
(a)	School leaders and staff at my school are welcoming to families of all cultures.	54	20	1	0	6	81
		67%	25%	1%	0%	7%	
(b)	School leaders and staff at my school are welcoming to families of all economic backgrounds.	42	22	0	1	14	79
		53%	28%	0%	1%	18%	
(c)	School leaders and staff at my school are welcoming to families of all races/ethnicities.	46	22	1	1	10	80
		58%	28%	1%	1%	13%	
(d)	School leaders and staff at my school are welcoming to families of all religions.	50	21	0	0	8	79
		63%	27%	0%	0%	10%	
(e)	School leaders and staff at my school are welcoming to families who speak languages other than English.	44	23	1	2	8	78
		56%	29%	1%	3%	10%	

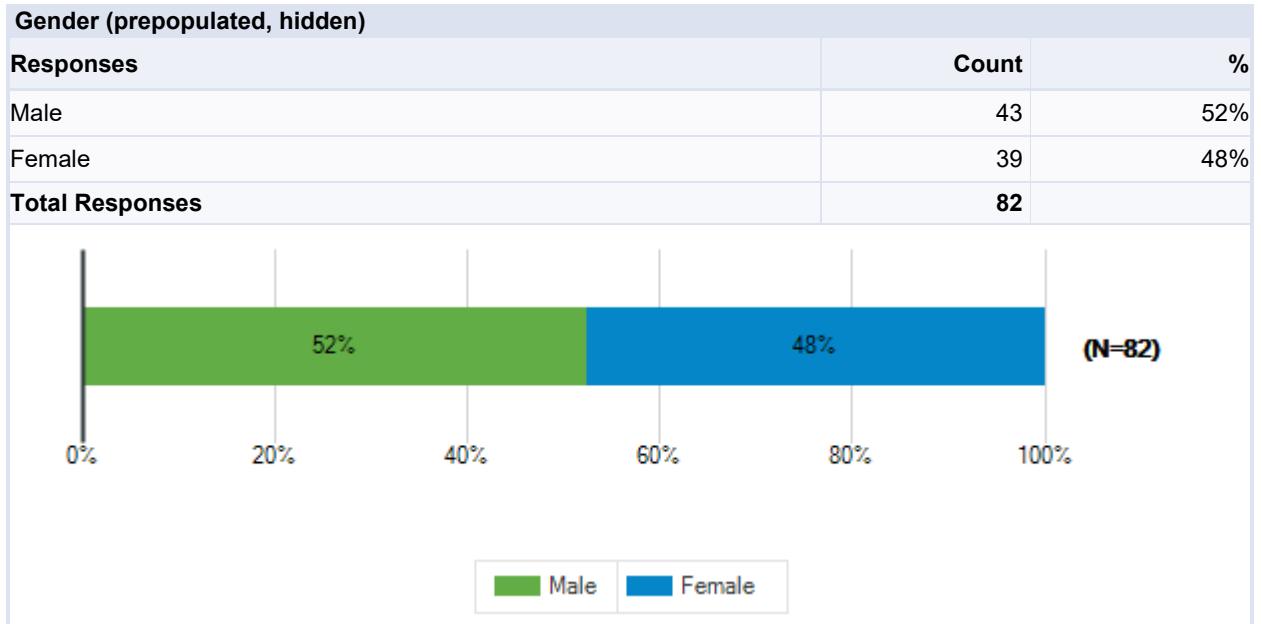


Lamar Consolidated ISD
22-23 Climate Survey for Students

Grade Level (prepopulated, hidden)		
Responses	Count	%
5	82	100%
6	0	0%
7	0	0%
8	0	0%
9	0	0%
10	0	0%
11	0	0%
12	0	0%
Total Responses	82	

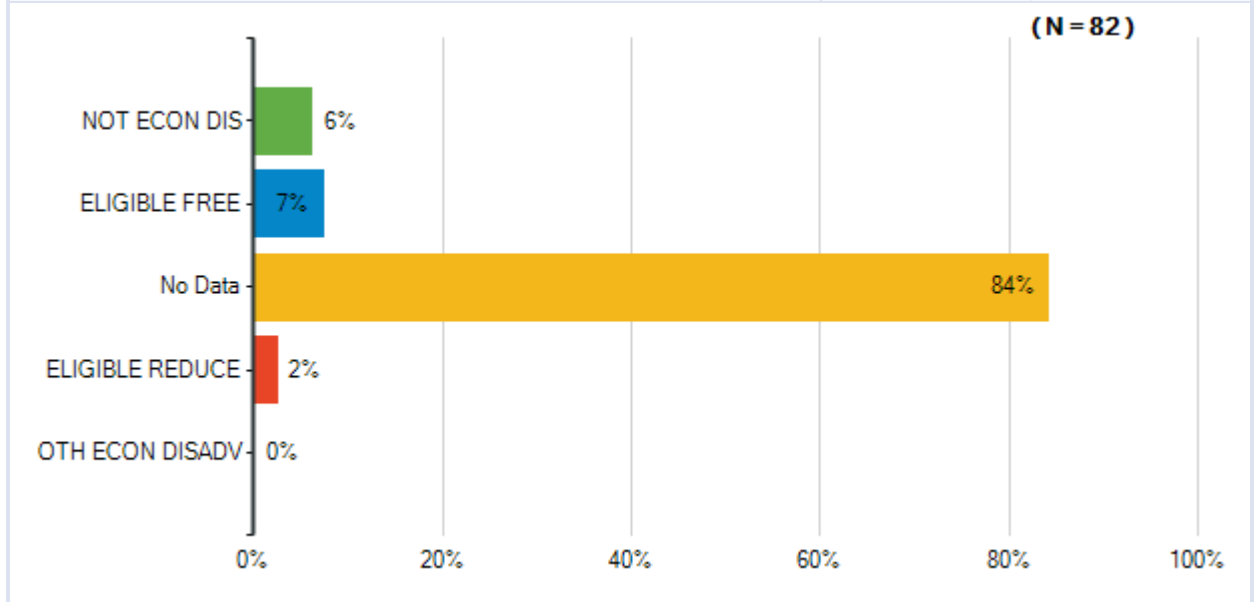


Lamar Consolidated ISD
22-23 Climate Survey for Students



Lamar Consolidated ISD
22-23 Climate Survey for Students

Free or Reduced Price Meal Status (prepopulated, hidden)		
Responses	Count	%
NOT ECON DIS	5	6%
ELIGIBLE FREE	6	7%
No Data	69	84%
ELIGIBLE REDUCE	2	2%
OTH ECON DISADV	0	0%
Total Responses	82	



Lamar Consolidated ISD
22-23 Climate Survey for Students

Language Spoken at Home(prepopulated, hidden)		
Responses	Count	%
AFRIKAANS	0	0%
AKAN	0	0%
ALBANIAN, TOSK	0	0%
AMHARIC	0	0%
ARABIC	5	6%
BALINESE	0	0%
BENGALI	0	0%
BOSNIAN	0	0%
BURMESE	0	0%
CAMBODIAN	0	0%
CANTONESE	0	0%
CEBUANO	0	0%
CHAOCHOW/TEOCHIU	0	0%
CHINESE	0	0%
CROATIAN	0	0%
CROW	0	0%
CZECH	0	0%
EFIK	0	0%
ENGLISH	51	62%
ESKIMO	0	0%
ESTONIAN	0	0%
ETHIOPIC	0	0%
EWE	0	0%
FARSI	0	0%
FINNISH	0	0%
FRENCH	0	0%
FUKIEN/HOKKIEN	0	0%
GERMAN	0	0%
GUJARATI	0	0%
HAINANESE	0	0%
HAITIAN-CREOLE	0	0%
HAKKA	0	0%
HAUSA	0	0%
HEBREW	0	0%
HINDI	0	0%
HUNGARIAN	0	0%
IBO/IGBO	1	1%
ILONGGO	0	0%

Lamar Consolidated ISD
22-23 Climate Survey for Students

INDONESIAN	1	1%
ITALIAN	0	0%
JAPANESE	0	0%
KACHE	0	0%
KONKANI	0	0%
KOREAN	0	0%
KRIO	0	0%
KURDISH	0	0%
LAOTIAN	0	0%
LINGALA	0	0%
LITHUANIAN	0	0%
LUGANDA	0	0%
MALAY	0	0%
MALAYALAM	0	0%
MANDARIN	1	1%
MANDE	0	0%
MARATHI	0	0%
NATIVE AMERICAN LANGUAGES	0	0%
NEPALI	0	0%
NORWEGIAN	0	0%
No Data	0	0%
ORIYA	0	0%
OTHER LANGUAGES	0	0%
PANJABI	0	0%
PASHTO	0	0%
PILIPINO	0	0%
POLISH	0	0%
PORTUGUESE	0	0%
RUSSIAN	0	0%
SAMOAN	0	0%
SERBIAN	0	0%
SHANGHAI	0	0%
SHONA	0	0%
SIKKIMESE	0	0%
SINDHI	0	0%
SINHALESE	0	0%
SOMALI	1	1%
SOTHO	0	0%
SPANISH	12	15%
SWAHILI	1	1%
SWEDISH	0	0%

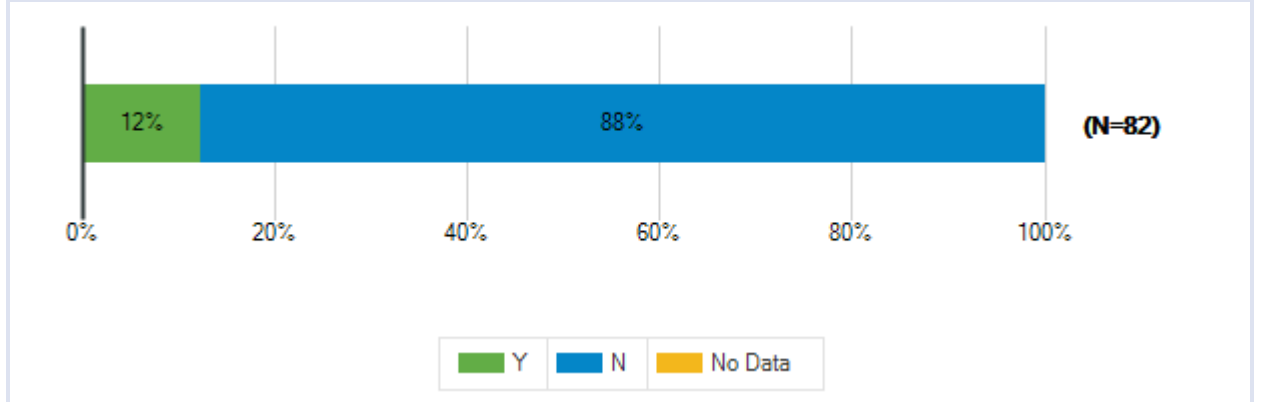
Lamar Consolidated ISD
22-23 Climate Survey for Students

TAIWANESE/FORMOSAN/MIN NAN	0	0%
TAMIL	0	0%
TELUGU	0	0%
THAI	0	0%
TIBETAN	0	0%
TIGRINYA	1	1%
TIWA	1	1%
TURKISH	0	0%
UKRAINIAN	0	0%
URDU	2	2%
VIETNAMESE	4	5%
YORUBA	1	1%
Total Responses	82	

Lamar Consolidated ISD
22-23 Climate Survey for Students

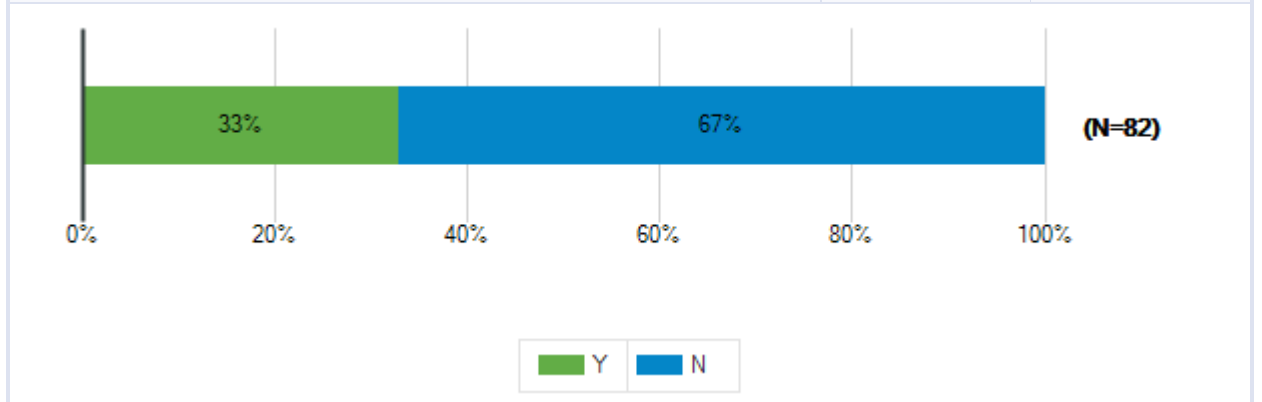
Special Education Status (prepopulated, hidden)

Responses	Count	%
Y	10	12%
N	72	88%
No Data	0	0%
Total Responses	82	



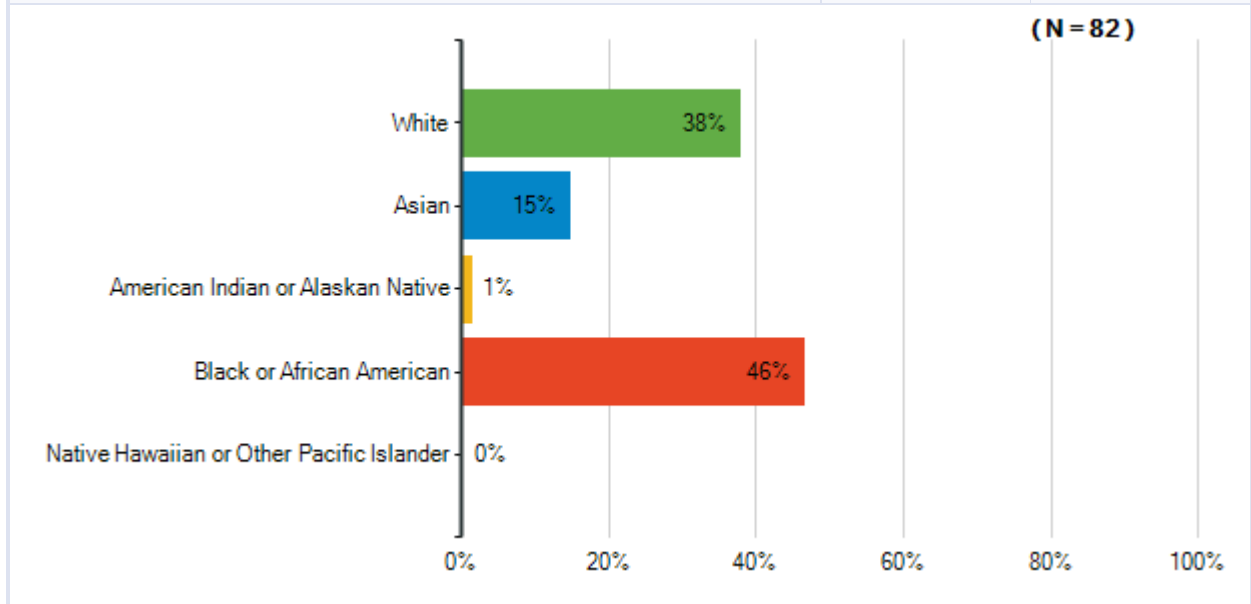
Hispanic/Latino (prepopulated, hidden)

Responses	Count	%
Y	27	33%
N	55	67%
Total Responses	82	



Lamar Consolidated ISD
22-23 Climate Survey for Students

Race/Ethnicity (prepopulated, hidden)		
Responses	Count	%
White	31	38%
Asian	12	15%
American Indian or Alaskan Native	1	1%
Black or African American	38	46%
Native Hawaiian or Other Pacific Islander	0	0%
Total Responses	82	



Lamar Consolidated ISD
22-23 Climate Survey for Students

